



Patrician College of Arts and Science

A Christian Minority Institution

Approved by the Govt. Of Tamilnadu (G.O. No. 166) & Affiliated to the University of Madras.
Accredited 'A' Grade by NAAC

Canal Bank Road, Gandhi Nagar, Adyar, Chennai - 600 020.
Phone : +91-044-2440 1362, 24426913 Telefax : +91-044-24401362
E-mail : director@patriciancollege.org, principal@patriciancollege.org
Website : <http://www.patriciancollege.org>

25.10.2017

To

The Registrar
University of Madras
Chennai

Respected Sir


Sub : Students' enrolment in various courses of study in the University
Departments /Affiliated Colleges during the year 2017 – 2018 – Particulars
submitted in Proforma I – reg

Ref : Your Letter No. SPECIAL.CELL/SCT/SE 2K17 – 2K18/399, dt.10.10.2017

With reference to the above subject we are herewith submitting the students' enrolment in various courses for the year 2017 – 2018 in Shift I.

Kindly acknowledge the same.

Thanking you





UNIVERSITY OF MADRAS

PROFORMA-I

Statement of strength of the students
of Arts and Science Colleges as on
30th September, 2017

Name of the College: PATRICIAN COLLEGE OF ARTS AND SCIENCE

DEGREE	Names of the Courses offered	I Year						II Year						III Year					
		Men		Women		Total		Men		Women		Total		Men		Women		Total	
		EM	TM	EM	TM	EM	TM	EM	TM	EM	TM	EM	TM	EM	TM	EM	TM	EM	TM
@ B. B. A-	Business Administration	49	-	19	-	68	-	55	-	14	-	69	-	56	-	13	-	69	-
@ B.Com.	Corporate Secretaryship	41	-	28	-	69	-	46	-	24	-	70	-	48	-	21	-	69	-
@ B.Com.	Accounting & Finance	50	-	20	-	70	-	0	-	0	-	0	-	0	-	0	-	0	-
@ BSW	Social work	29	-	16	-	44	-	36	-	8	-	44	-	36	-	8	-	44	-
@ MSW	Social work.	12	-	12	-	24	-	13	-	9	-	22	-	0	-	0	-	0	-
B.A.,	English	25	-	25	-	50	-	24	-	24	-	48	-	23	-	31	-	54	-
	Grand Total for B.A.,	25	-	25	-	50	-	24	-	24	-	48	-	23	-	31	-	54	-
M.A.,	English	6	-	19	-	25	-	2	-	12	-	14	-	0	-	0	-	0	-
	Grand Total for M.A.,	6	-	19	-	25	-	2	-	12	-	14	-	0	-	0	-	0	-
B.Com.,	General	132	-	88	-	220	-	156	-	73	-	229	-	157	-	51	-	208	-
M.Com.,	General	5	-	11	-	16	-	9	-	11	-	20	-	0	-	0	-	0	-

Here details of other Degrees such as B.Lit., BLM., BBA., B.Com(A&F), B.Com(BM), B.Com(CS), B.Com(Co-Op), B.Music., BSW., MBA., MCA., MLM., M.S.W., Certificate, Diploma, PG Diploma, FCDCS etc., conducted under affiliation of this University, may be furnished.

PROFORMA - I (Contd..)

-: 2 :-

DEGREE	Names of the Courses offered	I Year						II Year						III Year					
		Men		Women		Total		Men		Women		Total		Men		Women		Total	
		EM	TM	EM	TM	EM	TM	EM	TM	EM	TM	EM	TM	EM	TM	EM	TM	EM	TM
B. C. A.	Computer Applications	75	-	25	-	100	-	79	-	21	-	100	-	73	-	27	-	100	-
B.Sc.,	Computer Science	38	-	11	-	49	-	32	-	18	-	50	-	29	-	19	-	48	-
	Mathematics	32	-	23	-	55	-	8	-	17	-	25	-	28	-	26	-	54	-
	Visual Communication	44	-	5	-	49	-	32	-	4	-	36	-	43	-	3	-	46	-
	Psychology.	15	-	28	-	43	-	20	-	14	-	34	-	15	-	20	-	35	-
	Grand Total for B.Sc.,	204	-	92	-	296	-	171	-	74	-	245	-	188	-	95	-	283	-
M.Sc.,		NOT APPLICABLE																	
	Grand Total for M.Sc.,																		
M.Phil.,		NOT APPLICABLE																	
Ph.D.,		NOT APPLICABLE																	

Note: EM-English Medium, TM-Tamil Medium

PROFORMA - I (Contd..)

Degree	Name of courses offered	I YEAR										II YEAR																			
		S.C		S.T		M.B.C		B.C		G.T		Foreign Students		Total		S.C		S.T		M.B.C		B.C		G.T		Foreign Students		Total			
		M	W	M	W	M	W	M	W	M	W	M	W	M	W	M	W	M	W	M	W	M	W	M	W	M	W	M	W		
M.A.,	English	1	2	1	3	3	5	0	7	1	2	0	0	6	19	1	0	1	0	0	0	0	0	0	0	0	1	0	0	2	12
	GRAND TOTAL	1	2	1	3	3	5	0	7	1	2	0	0	6	19	1	0	1	0	0	0	0	0	0	0	0	1	0	0	2	12
M.Sc.,	NOT APPLICABLE																														
	GRAND TOTAL																														
M.Com	General	1	0	2	0	2	1	0	10	0	0	0	0	5	11	1	2	0	0	5	2	2	5	0	2	1	0	9	11		

Degree	Name of the subject	No. OF SCHOLARS AS ON 30 TH SEPTEMBER, 20																										
		S.C		S.T		M.B.C		B.C		G.T		Foreign Students		Total														
		M	W	M	W	M	W	M	W	M	W	M	W	M	W													
M.Phil.,																												
Ph.D.,																												

NOTE S.C - Scheduled Caste, S.T - Scheduled Tribe, M.B.C - Most Backward Community
B.C - Backward Community, G.T - General Turn, M - Men, W - Women

Dr. A. JOSEPH DURAI, M.A., M.Phil., Ph.D.,
Principal

Signature of the Principal
furnished in Prof. Dr. A. Joseph Durai
Canal Bank Road, Gandhi Nagar, Adyar,
Chennai-600 020. Ph: 044-24404352/24426917



UNIVERSITY OF MADRAS PROFORMA-II

PROFORMA FOR REPORT REGARDING FULFILMENT OF RESERVATION FOR SCHEDULED CASTES AND SCHEDULED TRIBES IN ADMISSION IN UNIVERSITY TEACHING DEPARTMENTS & COLLEGES FOR THE YEAR 20/7-20/8, AS ON 30TH SEPTEMBER 2017


NAME OF THE DEPARTMENT/COLLEGE: PATRICIAN COLLEGE OF ARTS AND SCIENCE, - SHIFT - I

SL. NO.		ARTS		SCIENCE		COMMERCE		EDUCATION		COMPUTER APPLICATION		MANAGEMENT		LAW		Any Other Courses (Specify)	
		U.G COURSE	P.G COURSE	U.G COURSE	P.G COURSE	U.G COURSE	P.G COURSE	U.G COURSE	P.G COURSE	U.G COURSE	P.G COURSE	U.G COURSE	P.G COURSE	U.G COURSE	P.G COURSE	U.G COURSE	P.G COURSE
		2	3	4	5	6	7	8	9	10	11	12	13	14	15	16	17
1	Number of students applied (a) In Total	425	47	315	0	1369	33	-	-	350	0	-	-	-	-	66	55
	(b) Of which SC	33	3	3	0	81	1	-	-	15	0	-	-	-	-	10	2
	(c) Of which ST	5	4	0	0	0	2	-	-	0	0	-	-	-	-	1	0
2	Number of students admitted (a) In Total	197	25	49	0	428	16	-	-	100	0	-	-	-	-	45	24
	(b) Of which SC	33	3	3	0	81	1	-	-	15	0	-	-	-	-	10	2
	(c) Of which ST	5	4	0	0	0	2	-	-	0	0	-	-	-	-	1	0
3	Number of students admitted in general merit list not to be counted towards reservation quota (a) SC	-	-	-	-	-	-	-	-	-	-	-	-	-	-	-	-
	(b) ST	-	-	-	-	-	-	-	-	-	-	-	-	-	-	-	-
4	Percentage of SC & ST students admitted to total number of students admitted (Excluding those admitted in general merit list) (a) SC	16.75	12	6.12	0	18.92	6.25	-	-	15	0	-	-	-	-	22.22	8.33
	(b) ST	2.53	16	0	0	0	12.5	-	-	0	0	-	-	-	-	2.22	0

SL. NO.	1	ARTS		SCIENCE		COMMERCE		EDUCATION		COMPUTER-APPLICATION		MANAGEMENT		LAW		Any Other Courses (Specify)	
		UG COURSE	P.G COURSE	UG COURSE	P.G COURSE	UG COURSE	P.G COURSE	UG COURSE	P.G COURSE	UG COURSE	P.G COURSE	UG COURSE	P.G COURSE	UG COURSE	P.G COURSE	UG COURSE	P.G COURSE
		2	3	4	5	6	7	8	9	10	11	12	13	14	15	16	17
5	Least percentage of marks of admitted general students (including SC & ST students admitted in general merit list)	40	0	40	0	40	50	-	-	40	0	-	-	-	-	0	50
6	Least percentage of marks of admitted SC & ST students																
	(a) SC	40	0	40	0	40	50	-	-	40	0	-	-	-	-	0	50
	(b) ST	40	0	40	0	40	50	-	-	40	0	-	-	-	-	0	50
7	Prescribed percentage of reservation																
	(a) SC	18%	18%	18%	18%	18%	18%	18%	18%	18%	18%	18%	18%	18%	18%	18%	18%
	(b) ST	1%	1%	1%	1%	1%	1%	1%	1%	1%	1%	1%	1%	1%	1%	1%	1%
8	Whether reservation completely fulfilled in respect of																
	(a) SC	-	-	-	-	-	-	-	-	-	-	-	-	-	-	-	-
	(b) ST	-	-	-	-	-	-	-	-	-	-	-	-	-	-	-	-
	If not precise reason	All SC/ST students who applied are admitted															
9	Steps taken by College / University Departments to fill up the reserved seats for which SC & ST students not available.																

DATE: 05-03-2018

OFFICE SEAL:


 Signature of the Head of Department / Principal
 Certifying the particulars furnished in
 Dr. A. JOSEPH DURAI, M.A., M.Phil., Ph.D.,
 Principal
 Patrician College of Arts and Science
 Canal Bank Road, Gandhi Nagar, Adyar,
 Chennai-600 020. Ph: 044-24401362/24426913



Patrician College of Arts and Science

A Christian Minority Institution

Approved by the Govt. Of Tamilnadu (G.O. No. 168) & Affiliated to the University of Madras
Accredited 'A' Grade by NAAC

Canal Bank Road, Gandhi Nagar, Adyar, Chennai - 600 020.
Phone : +91-044-2440 1362, 24426913 Telefax : +91-044-24401362
E-mail : director@patriciancollege.org, principal@patriciancollege.org
Website : http://www.patriciancollege.org

25.10.2017

To

The Registrar
University of Madras
Chennai

Respected Sir

Sub : Students' enrolment in various courses of study in the University
Departments /Affiliated Colleges during the year 2017 – 2018 – Particulars
submitted in Proforma I – reg

Ref : Your Letter No. SPECIAL.CELL/SCT/SE 2K17 – 2K18/399, dt.10.10.2017

With reference to the above subject we are herewith submitting the students' enrolment in various courses for the year 2017 – 2018 in Shift II.


Kindly acknowledge the same.

Thanking you

Yours sincerely

Dr. A. Joseph Durai
Principal

Encl : Proforma I
Dr. A. JOSEPH DURAI, M.A., M.Phil., Ph.D.,
Principal
Patrician College of Arts and Science
Canal Bank Road, Gandhi Nagar, Adyar,
Chennai-600 020. Ph: 044-24401362/24426913





UNIVERSITY OF MADRAS
PROFORMA-I

Statement of strength of the students
of Arts and Science Colleges as on
30th September, 2017

Name of the College: PATRICIAN COLLEGE OF ARTS AND SCIENCE - SHIFT - II

DEGREE	Name of the Courses offered	I Year						II Year			III Year						
		Men		Women		Total		Men		Women	Total	Men		Women	Total		
		EM	TM	EM	TM	EM	TM	EM	TM	EM	TM	EM	TM	EM	TM		
@ B. Com.	Corporate Secretaryship	56	-	7	-	63	-	0	-	0	-	0	-	0	-	0	-
@ B. Com.	Accounting & Finance	44	-	10	-	54	-	0	-	0	-	0	-	0	-	0	-
B.A.,		NOT APPLICABLE															
		NOT APPLICABLE															
		NOT APPLICABLE															
	Grand Total for B.A.,	NOT APPLICABLE															
M.A.,		NOT APPLICABLE															
		NOT APPLICABLE															
		NOT APPLICABLE															
	Grand Total for M.A.,	NOT APPLICABLE															
B.Com.,	General	51	-	13	-	64	-	0	-	0	-	0	-	0	-	0	-
M.Com.,	NOT APPLICABLE	NOT APPLICABLE															

@ Here details of other Degrees such as B.Lit., BLM., BBA., B.Com(A&F), B.Com(BM), B.Com(CS), B.Com(Co-Op), B.Music., BSW., MBA., MCA., MLM., M.S.W., Certificate., Diploma., PG Diploma., PGDCS etc., conducted under affiliation of this University. may be furnished

PROFORMA - I (Contd.)

DEGREE	Names of the Courses offered	I Year						II Year						III Year					
		Men		Women		Total		Men		Women		Total		Men		Women		Total	
		EM	TM	EM	TM	EM	TM	EM	TM	EM	TM	EM	TM	EM	TM	EM	TM	EM	TM
B.C.A.	Computer Applications	46	-	0	-	46	-	0	-	0	-	0	-	0	-	0	-	0	-
B.Sc.,	Electronic Media.	12	-	0	-	12	-	0	-	0	-	0	-	0	-	0	-	0	-
	Grand Total for B.Sc.,	58	-	0	-	58	-	0	-	0	-	0	-	0	-	0	-	0	-
M.Sc.,																			
	Grand Total for M.Sc.,																		
M.Phil.,																			
Ph.D.,																			

EM-English Medium, TM-Tamil Medium

-: 5 :-



**UNIVERSITY OF MADRAS
PROFORMA-II**

PROFORMA FOR REPORT REGARDING FULFILMENT OF RESERVATION FOR SCHEDULED CASTES AND SCHEDULED TRIBES IN ADMISSION IN UNIVERSITY
TEACHING DEPARTMENTS & COLLEGES FOR THE YEAR 2017-2018, AS ON 30TH SEPTEMBER 2017

NAME OF THE DEPARTMENT/COLLEGE: PATRICIAN COLLEGE OF ARTS AND SCIENCE - SHIFT - II


SL. NO.		ARTS		SCIENCE		COMMERCE		EDUCATION		COMPUTER APPLICATION		MANAGEMENT		LAW		Any Other Courses (Specify)	
		UG COURSE	P.G COURSE	UG COURSE	P.G COURSE	UG COURSE	P.G COURSE	UG COURSE	P.G COURSE	UG COURSE	P.G COURSE	UG COURSE	P.G COURSE	UG COURSE	P.G COURSE	UG COURSE	P.G COURSE
		2	3	4	5	6	7	8	9	10	11	12	13	14	15	16	17
1	Number of students applied (a) In Total	23	0	0	0	435	0	-	-	80	0	-	-	-	-	0	0
	(b) Of which SC	4	0	0	0	33	0	-	-	4	0	-	-	-	-	0	0
	(c) Of which ST	0	0	0	0	3	0	-	-	0	0	-	-	-	-	0	0
2	Number of students admitted (a) In Total	12	0	0	0	181	0	-	-	46	0	-	-	-	-	0	0
	(b) Of which SC	4	0	0	0	33	0	-	-	0	0	-	-	-	-	0	0
	(c) Of which ST	0	0	0	0	3	0	-	-	0	0	-	-	-	-	0	0
3	Number of students admitted in general merit list not to be counted towards reservation quota (a) SC	-	-	-	-	-	-	-	-	-	-	-	-	-	-	-	-
	(b) ST	-	-	-	-	-	-	-	-	-	-	-	-	-	-	-	-
4	Percentage of SC & ST students admitted to total number of students admitted (Excluding those admitted in general merit list) (a) SC	33.33	0	0	0	18.23	0	-	-	0	0	-	-	-	-	0	0
	(b) ST	0	0	0	0	1.65	0	-	-	0	0	-	-	-	-	0	0

-: 6 :-

S.L. NO.	1	ARTS		SCIENCE		COMMERCE		EDUCATION		COMPUTER APPLICATION		MANAGEMENT		LAW		Any Other Courses (Specify)	
		UG COURSE	PG COURSE	UG COURSE	PG COURSE	UG COURSE	PG COURSE	UG COURSE	PG COURSE	UG COURSE	PG COURSE	UG COURSE	PG COURSE	UG COURSE	PG COURSE	UG COURSE	PG COURSE
		2	3	4	5	6	7	8	9	10	11	12	13	14	15	16	17
5	Least percentage of marks of admitted general students (including SC & ST students admitted in general merit list)																
6	Least percentage of marks of admitted SC & ST students																
	(a) SC	40	0	40	0	40	50	-	-	40	0	-	-	-	-	0	50
	(b) ST	40	0	40	0	40	50	-	-	40	0	-	-	-	-	0	50
7	Prescribed percentage of reservation																
	(a) SC	18%	18%	18%	18%	18%	18%	18%	18%	18%	18%	18%	18%	18%	18%	18%	18%
	(b) ST	1%	1%	1%	1%	1%	1%	1%	1%	1%	1%	1%	1%	1%	1%	1%	1%
8	Whether reservation completely fulfilled in respect of																
	(a) SC	-	-	-	-	-	-	-	-	-	-	-	-	-	-	-	-
	(b) ST	-	-	-	-	-	-	-	-	-	-	-	-	-	-	-	-
	If not precise reason	All SC/ST Students who applied are admitted.															
9	Steps taken by College / University Departments to fill up the reserved seats for which SC & ST students not available.																

DATE: 05-03-2018

OFFICE SEAL:


 Signature of the Head of Department / Principal
 Certifying the particulars furnished in
Dr. A. JOSEPH DURAI M.A., M.Phil., Ph.D.,
 Principal
 Patrician College of Arts and Science
 Canal Bank Road, Gandhi Nagar, Adyar,
 Chennai-600 020. Ph. 044.24501362/24526413